

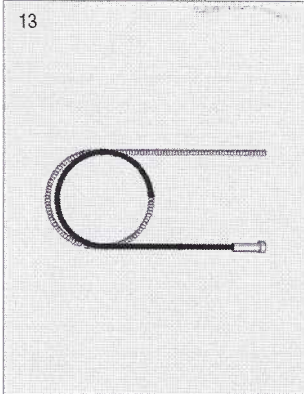


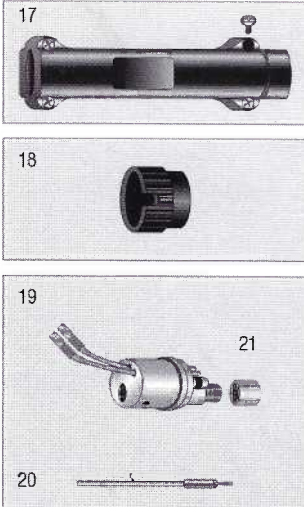


MOD.	LENGHT MT	TENSION CLASS	POWER AT 60% CO <sub>2</sub> -MIX	COOLING
BZ 26.3	3.0	L	290 A - 260 A	AIR
BZ 26.4	4.0		290 A - 260 A	
BZ 26.5	5.0		290 A - 260 A	

ITEM	Part No	DESCRIPTION	ORIGINAL REF.	PACK
	CE	02.ER.26.3	TORCIA COMPLETA BZ 26 mt. 3 - COMPLETE MIG TORCH BZ 26 mt. 3	
		02.ER.26.4	TORCIA COMPLETA BZ 26 mt. 4 - COMPLETE MIG TORCH BZ 26 mt. 4	
		02.ER.26.5	TORCIA COMPLETA BZ 26 mt. 5 - COMPLETE MIG TORCH BZ 26 mt. 5	
		02.ER.26.3 S	TORCIA COMPLETA BZ 26 mt. 3 - COMPLETE MIG TORCH BZ 26 mt. 3 SPRING PINS	
		02.ER.26.4 S	TORCIA COMPLETA BZ 26 mt. 4 - COMPLETE MIG TORCH BZ 26 mt. 4 SPRING PINS	
		02.ER.26.5 S	TORCIA COMPLETA BZ 26 mt. 5 - COMPLETE MIG TORCH BZ 26 mt. 5 SPRING PINS	
		02.ER.26.3 SF	TORCIA COMPLETA BZ 26 mt. 3 - COMPLETE MIG TORCH BZ 26 mt. 3 SPRING PINS SAF®	
		02.ER.26.4 SF	TORCIA COMPLETA BZ 26 mt. 4 - COMPLETE MIG TORCH BZ 26 mt. 4 SPRING PINS SAF®	
	02.ER.26.5 SF	TORCIA COMPLETA BZ 26 mt. 5 - COMPLETE MIG TORCH BZ 26 mt. 5 SPRING PINS SAF®		
	1	02.02.501.16	Ugello gas conico ø 16 mm. - Adjustable conical nozzle ø 16 mm.	10
		02.02.501.14	Ugello gas conico ø 14 mm. - Adjustable conical nozzle ø 14 mm.	10
		02.02.501.19	Ugello gas cilindrico ø 19 mm. - Adjustable cylindrical nozzle ø 19 mm.	10
	2	02.01.25.06	Punta guidafile M6 ø 0,6 - Contact tip M6 ø 0,6	100
		02.01.25.08	Punta guidafile M6 ø 0,8 - Contact tip M6 ø 0,8	100
		02.01.25.09	Punta guidafile M6 ø 0,9 - Contact tip M6 ø 0,9	100
		02.01.25.10	Punta guidafile M6 ø 1,0 - Contact tip M6 ø 1,0	100
		02.01.25.12	Punta guidafile M6 ø 1,2 - Contact tip M6 ø 1,2	100
		02.01.25.14	Punta guidafile M6 ø 1,4 - Contact tip M6 ø 1,4	100
		02.01.25.16	Punta guidafile M6 ø 1,6 - Contact tip M6 ø 1,6	100
<b>FOR SPECIAL CONTACT TIPS LOOK AT PAGE 68</b>				
	3	02.03.26.M6	Supporto punta M6 - Tip holder M6	100
	4	02.05.26	Diffusore gas - Gas diffuser	50
		02.05.26K	Diffusore gas ceramica - Ceramic gas diffuser	10
	5	02.06.26	Lancia - Conductor tube	

ITEM	Part No	DESCRIPTION	ORIGINAL REF.	PACK	
	02.08.ER.16	<b>Impugnatura ergonomic ø 16 mm.</b>	- Ergonomic Handle with screw ø 16 mm.		
	02.08.ER.01	<b>Vite per impugnatura</b>	- Screw for ergonomic handle		
	02.08.ER.02	<b>Ghiera</b>	- Housing for handle		
	02.09.A.BZ	<b>Pulsante interruttore STD</b>	- Trigger std		
	02.09.ER	<b>Pulsante interruttore lungo</b>	- Long trigger		
	02.09.ER.3	<b>Pulsante interruttore lungo con micro 3C</b>	- Long trigger with switch 3 contacts		
9	02.144.ER	<b>Supporto snodo anteriore più molla</b>	- Joint with spring		
	02.20.26.3	<b>Cavo coassiale assemblato mt.3</b>	- Assembled cable mt.3		
	02.20.26.4	<b>Cavo coassiale assemblato mt.4</b>	- Assembled cable mt.4		
	02.20.26.5	<b>Cavo coassiale assemblato mt.5</b>	- Assembled cable mt.5		
	VA.A22T/P	<b>Faston femmina</b>	- Faston female		
	VA.B20.22	<b>Manicotto serraggio cavi</b>	- Sleeve		
	02.06.15.01	<b>Dado ø 10x1 mm.</b>	- Nut ø 10x1 mm.		
	VA.RC 36E	<b>Raccordo cavo coassiale</b>	- Coax-cable fitting		
	01.244M	<b>Faston</b>	- Faston for switch		
		02.04.T3	<b>Guaina guidafilo blu ø 0,6 - 1,0 mt.3</b>	- Liner ø 0,6 - 1,0 Blue mt.3	
		02.04.T4	<b>Guaina guidafilo blu ø 0,6 - 1,0 mt.4</b>	- Liner ø 0,6 - 1,0 Blue mt.4	
02.04.T5		<b>Guaina guidafilo blu ø 0,6 - 1,0 mt.5</b>	- Liner ø 0,6 - 1,0 Blue mt.5		
02.04.R3		<b>Guaina guidafilo rossa ø 1,0 - 1,2 mt.3</b>	- Liner ø 1,0 - 1,2 Red mt.3		
02.04.R4		<b>Guaina guidafilo rossa ø 1,0 - 1,2 mt.4</b>	- Liner ø 1,0 - 1,2 Red mt.4		
02.04.R5		<b>Guaina guidafilo rossa ø 1,0 - 1,2 mt.5</b>	- Liner ø 1,0 - 1,2 Red mt.5		
02.04.P3		<b>Guaina guidafilo gialla ø 1,2 - 1,6 mt.3</b>	- Liner ø 1,2 - 1,6 Yellow mt.3		
02.04.P4		<b>Guaina guidafilo gialla ø 1,2 - 1,6 mt.4</b>	- Liner ø 1,2 - 1,6 Yellow mt.4		
02.04.P5		<b>Guaina guidafilo gialla ø 1,2 - 1,6 mt.5</b>	- Liner ø 1,2 - 1,6 Yellow mt.5		
02.04.TG3		<b>Guaina guidafilo rossa ø 1,0 - 1,2 mt.3</b>	- Liner ø 1,0 - 1,2 Red mt.3		
02.04.TG4		<b>Guaina guidafilo rossa ø 1,0 - 1,2 mt.4</b>	- Liner ø 1,0 - 1,2 Red mt.4		
02.04.TG5	<b>Guaina guidafilo rossa ø 1,0 - 1,2 mt.5</b>	- Liner ø 1,0 - 1,2 Red mt.5			
	02.04.AL	<b>Guaina guidafilo per alluminio mt. 4,5</b>	- Linerfor Aluminium mt. 4,5		
	02.04.ALT	<b>Capocorda</b>	- Nut for liner for Aluminium		
	02.04.AL5	<b>Guaina guidafilo per alluminio mt. 5,5</b>	- Linerfor Aluminium mt. 5,5		
	02.04.OR	<b>O-RING</b>	- O-RING		
	02.30.01	<b>Mollone posteriore</b>	- Cable support spring		
	02.30.02	<b>Manicotto per mollone</b>	- Cable protector grommet		
17	02.30.03	<b>Scatola posteriore</b>	- Connector case		
18	02.30.04	<b>Ghiera</b>	- Nut		
	02.30.05	<b>Corpo torcia posteriore spinette fisse</b>	- EURO connector - FIXED PINS		
	02.30.05.1	<b>Corpo torcia posteriore spinette mobile</b>	- EURO connector - SPRING PINS		
	13.30.08	<b>Corpo torcia posteriore SAF spinette mobile</b>	- EURO connector SAF® - SPRING PINS		
	02.30.08	<b>O-RING</b>	- O-RING		
	VA.A22T/P	<b>Faston maschio</b>	- Faston male		
	02.30.06	<b>Dado</b>	- Liner nut		
	02.30.07	<b>Spinetta maschio fissa</b>	- Fixed pin		
	13.30.08.1	<b>Spinetta maschio mobile</b>	- Spring pin		