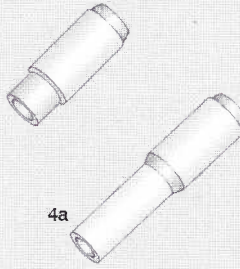

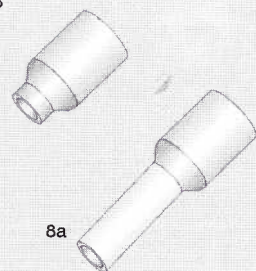









| TENSION CLASS | POWER | COOLING |
|---------------|-------|---------|
| L             | 150 A | AIR     |

| ITEM   | Part No         | DESCRIPTION  | ORIGINAL REF. | PACK |
|--|-----------------|--|---------------|------|
|  | WP-17.12 RE.38  | Torcia TIG WP-17 Ergon mt.4 - 3/8"Gas - Complete TIG torch WP-17 Ergon mt.4 3/8" Gas                 |               |      |
|  | WP-17.25 RE.38  | Torcia TIG WP-17 Ergon mt.8 - 3/8"Gas - Complete TIG torch WP-17 Ergon mt.8 3/8" Gas                 |               |      |
|  | WP-17.12 RE.D2  | Torcia TIG WP-17 Ergon mt.4 - DINSE 25 - Complete TIG torch WP-17 Ergon mt.4 DINSE 25                |               |      |
|  | WP-17.25 RE.D2  | Torcia TIG WP-17 Ergon mt.8 - DINSE 25 - Complete TIG torch WP-17 Ergon mt.8 DINSE 25                |               |      |
|  | WP-17.12 RE.D7  | Torcia TIG WP-17 Ergon mt.4 - DINSE 70 - Complete TIG torch WP-17 Ergon mt.4 DINSE 70                |               |      |
|  | WP-17.25 RE.D7  | Torcia TIG WP-17 Ergon mt.8 - DINSE 70 - Complete TIG torch WP-17 Ergon mt.8 DINSE 70                |               |      |
|  | WP-17.12 RE.C   | Torcia TIG WP-17 Ergon mt.4 - Att. Central. - Complete TIG torch WP-17 Ergon mt.4 Central Connection |               |      |
|  | WP-17.25 RE.C   | Torcia TIG WP-17 Ergon mt.8 - Att. Central. - Complete TIG torch WP-17 Ergon mt.8 Central Connection |               |      |
|  | WP-17.12 RE.EUT | Torcia TIG WP-17 Ergon mt.4 - EUROTIG - Complete TIG torch WP-17 Ergon mt.4 EUROTIG Connection       |               |      |
|  | WP-17.25 RE.EUT | Torcia TIG WP-17 Ergon mt.8 - EUROTIG - Complete TIG torch WP-17 Ergon mt.8 EUROTIG Connection       |               |      |
|  | WP-17.12 RE.LT  | Torcia TIG WP-17 Ergon mt.4 - L-TEC - Complete TIG torch WP-17 Ergon mt.4 L-TEC Connection           |               |      |
|  | WP-17.25 RE.LT  | Torcia TIG WP-17 Ergon mt.8 - L-TEC - Complete TIG torch WP-17 Ergon mt.8 L-TEC Connection           |               |      |
| <b>Torches can be produced, on request, with: • M12x1 and 1/4" G connection • switch 2 positions</b> |                 |  |               |      |
|  | KT 17.16        | Kit di completamento Ø 1,6 mm. - ADDITIONAL KIT Ø 1,6 mm.  |               |      |
|  | KT 17.24        | Kit di completamento Ø 2,4 mm. - ADDITIONAL KIT Ø 2,4 mm.  |               |      |
|  | KT 17.32        | Kit di completamento Ø 3,2 mm. - ADDITIONAL KIT Ø 3,2 mm.  |               |      |
| 1  | WP - 17         | Corpo torcia - WP-17 torch head  | WP - 17       |      |
| 1a   | WP - 17F        | Corpo torcia flessibile - WP-17 flex torch head  | WP - 17F      |      |
| 2  | 10 N 21         | Pinza serralettrodo Ø 0,5 mm. - 0,20" - Collet Ø 0,5 mm. - 0,20"                                     | 10 N 21       | 10   |
|  | 10 N 22         | Pinza serralettrodo Ø 1,0 mm. - 0,40" - Collet Ø 1,0 mm. - 0,40"                                     | 10 N 22       | 10   |
|  | 10 N 23         | Pinza serralettrodo Ø 1,6 mm. - 1/16" - Collet Ø 1,6 mm. - 1/16"                                     | 10 N 23       | 10   |
|  | 70062WT         | Pinza serralettrodo Ø 2,0 mm. - 4/64" - Collet Ø 2,0 mm. - 4/64"                                     |               | 10   |
|  | 10 N 24         | Pinza serralettrodo Ø 2,4 mm. - 3/32" - Collet Ø 2,4 mm. - 3/32"                                     | 10 N 24       | 10   |
|  | 10 N 25         | Pinza serralettrodo Ø 3,2 mm. - 1/8" - Collet Ø 3,2 mm. - 1/8"                                       | 10 N 25       | 10   |



| ITEM  | Part No                                       | DESCRIPTION                                       | ORIGINAL REF                                    | ILT./pc.     |
|---|---|---|---|--------------|
| 4<br>              | 10 N 50                                       | Ugello ceramica Gr. 4 ø 6,0 mm. - 1/4"            | - Alumina cup Gr. 4 Ø 6,0 mm. - 1/4"            | 10 N 50 10   |
|   | 10 N 49                                       | Ugello ceramica Gr. 5 ø 8,0 mm. - 5/16"           | - Alumina cup Gr. 5 Ø 8,0 mm. - 5/16"           | 10 N 49 10   |
|   | 10 N 48                                       | Ugello ceramica Gr. 6 ø 9,5 mm. - 3/8"            | - Alumina cup Gr. 6 Ø 9,5 mm. - 3/8"            | 10 N 48 10   |
|   | 10 N 47                                       | Ugello ceramica Gr. 7 ø 11,5 mm. - 7/16"          | - Alumina cup Gr. 7 Ø 11,5 mm. - 7/16"          | 10 N 47 10   |
|   | 10 N 46                                       | Ugello ceramica Gr. 8 ø 12,7 mm. - 1/2"           | - Alumina cup Gr. 8 Ø 12,7 mm. - 1/2"           | 10 N 46 10   |
|   | 10 N 45                                       | Ugello ceramica Gr. 10 ø 17,5 mm. - 5/8"          | - Alumina cup Gr. 10 Ø 17,5 mm. - 5/8"          | 10 N 45 10   |
|   | 10 N 44                                       | Ugello ceramica Gr. 12 ø 19,0 mm. - 3/4"          | - Alumina cup Gr. 12 Ø 19,0 mm. - 3/4"          | 10 N 44 10   |
|   | 10 N 49 L                                     | Ugello ceramica lungo Gr. 5 ø 8,0 mm.             | - Long (76 mm.)Alumina cup Gr. 5 Ø 8,0 mm.      | 10 N 49 L 10 |
|   | 10 N 48 L                                     | Ugello ceramica lungo Gr. 6 ø 9,5 mm.             | - Long (76 mm.)Alumina cup Gr. 6 Ø 9,5 mm.      | 10 N 48 L 10 |
|   | 10 N 47 L                                     | Ugello ceramica lungo Gr. 7 ø 11,00 mm.           | - Long (76 mm.)Alumina cup Gr. 7 Ø 11,0 mm.     | 10 N 47 L 10 |
| 5 - 6<br>          | 18. CG  | Isolante inferiore corpo torcia                   | - Torch body front insulator                    | 18. CG 10    |
|   | 54 N 01                                       | Isolante inferiore Gas Lens                       | - Torch body front insulator for GAS LENS cup   | 54 N 01 10   |
| 7<br>              | 45 V 24                                       | Portapinza Gas Lens ø 1,0 mm. - 0,40"             | - Collet body GAS LENS ø 1,0 mm. - 0,40"        | 45 V 24 10   |
|   | 45 V 25                                       | Portapinza Gas Lens ø 1,6 mm. - 1/16"             | - Collet body GAS LENS ø 1,6 mm. - 1/16"        | 45 V 25 10   |
|   | 70060WT                                       | Portapinza Gas Lens ø 2,0 mm. - 5/64"             | - Collet body GAS LENS ø 2,0 mm. - 5/64"        | 10           |
|   | 45 V 26                                       | Portapinza Gas Lens ø 2,4 mm. - 3/32"             | - Collet body GAS LENS ø 2,4 mm. - 3/32"        | 45 V 26 10   |
|   | 45 V 27                                       | Portapinza Gas Lens ø 3,2 mm. - 1/8"              | - Collet body GAS LENS ø 3,2 mm. - 1/8"         | 45 V 27 10   |
|   | 45 V 28                                       | Portapinza Gas Lens ø 4,0 mm. - 5/32"             | - Collet body GAS LENS ø 4,0 mm. - 5/32"        | 45 V 28 10   |
| 8<br>              | 54 N 18                                       | Ugello ceramica Gas Lens Gr. 4 ø 6,0 mm. - 1/4"   | - GAS LENS Alumina cup Gr. 4 ø 6,0 mm. - 1/4"   | 54 N 18 10   |
|   | 54 N 17                                       | Ugello ceramica Gas Lens Gr. 5 ø 8,0 mm. - 5/16"  | - GAS LENS Alumina cup Gr. 5 ø 8,0 mm. - 5/16"  | 54 N 17 10   |
|   | 54 N 16                                       | Ugello ceramica Gas Lens Gr. 6 ø 9,5 mm. - 3/8"   | - GAS LENS Alumina cup Gr. 6 ø 9,5 mm. - 3/8"   | 54 N 16 10   |
|   | 54 N 15                                       | Ugello ceramica Gas Lens Gr. 7 ø 11,0 mm. - 7/16" | - GAS LENS Alumina cup Gr. 7 ø 11,0 mm. - 7/16" | 54 N 15 10   |
|   | 54 N 14                                       | Ugello ceramica Gas Lens Gr. 8 ø 12,7 mm. - 1/2"  | - GAS LENS Alumina cup Gr. 8 ø 12,7 mm. - 1/2"  | 54 N 14 10   |
|   | 54 N 19                                       | Ugello ceramica Gas Lens Gr. 11 ø 17,5 mm. - 5/8" | - GAS LENS Alumina cup Gr. 11 ø 17,5 mm. - 5/8" | 54 N 19 10   |
|   | 54 N 15 L                                     | Ugello G.L. lungo Gr.7 ø 11mm.-7/16" L=76mm.      | - Long G.L. Alumina Gr.7 ø 11mm.-7/16" L=76mm.  | 54 N 15 L 10 |
|   | 54 N 16 L                                     | Ugello G.L. lungo Gr.6 ø 9,5mm.-3/8" L=76mm.      | - Long G.L. Alumina Gr.6 ø 9,5mm.-3/8" L=76mm.  | 54 N 16 L 10 |
| 54 N 17 L   | Ugello G.L. lungo Gr.5 ø 8,0mm.-5/16" L=76mm. | - Long G.L. Alumina Gr.5 ø 8,0mm.-5/16" L=76mm.   | 54 N 17 L 10                                    |              |
| 9 - 10 - 10a<br> | 57 Y 02                                       | Cappello lungo                                    | - Long back cap                                 | 57 Y 02 10   |
|   | 57 Y 04                                       | Cappello corto                                    | - Short back cap                                | 57 Y 04 10   |
|   | 98 W 18                                       | O-RING  | - O-RING  | 98 W 18 10   |
| 11<br>            | TG.001  | Impugnatura ergonomica                            | - Ergon Handle w/screws                         |              |
|   | TG.0011                                       | Viti di completamento                             | - Additional screw                              |              |
| 11a<br>          | TG.002  | Riduzione per impugnatura                         | - Reduction for wp-9/17 torch heads             |              |
| 12<br>           | TG.003  | Micro 1 posizione                                 | - Micro 1 position                              |              |
|   | TG.0031                                       | Micro 2 posizione                                 | - Micro 2 positions (on-off)                    |              |
| 12a<br>          | TG.004  | Pulsante 1 posizione                              | - Switch 1 position                             |              |
|   | TG.0041                                       | Pulsante 2 posizione                              | - Switch 2 positions (on-off)                   |              |
|   | TG.0042                                       | Pulsante lungo                                    | - Long switch                                   |              |
| 13<br>           | TG.005  | Sfera e ghiera per impugnatura                    | - Joint and ring                                |              |
| 14<br>          | 57Y01R.12/G0                                  | Cavo portacorrente mt. 4 3/8"G                    | - Power cable mt. 4 3/8"G connection STD        | 57Y01R.12    |
|   | 57Y03R.25/G0                                  | Cavo portacorrente mt. 8 3/8"G                    | - Power cable mt. 8 3/8"G connection STD        | 57Y03R.25    |
|   | TG.200.01                                     | Cavo portacorrente mt. 4 M12x1                    | - Power cable mt. 4 M12x1 connection            |              |
|   | TG.200.02                                     | Cavo portacorrente mt. 8 M12x1                    | - Power cable mt. 8 M12x1 connection            |              |
| 15<br>          | TG.200.03                                     | Pacco cavi mt. 4 3/8"G                            | - Complete cable mt. 4 3/8"G connection STD     |              |
|   | TG.200.04                                     | Pacco cavi mt. 8 3/8"G                            | - Complete cable mt. 8 3/8"G connection STD     |              |
|   | TG.200.05                                     | Pacco cavi mt. 4 M12x1                            | - Complete cable mt. 4 M12x1 connection         |              |
|   | TG.200.06                                     | Pacco cavi mt. 8 M12x1                            | - Complete cable mt. 8 M12x1 connection         |              |